

Charles W.  
**EISEMANN**  **CENTER**

---

For Performing Arts and Corporate Presentations

2351 Performance Dr.  
Richardson, TX 75082

Phone: 972.744.4600  
Fax: 972.744.5823

General Information  
and  
Technical Information

**Margaret and Al Hill Performance Hall**

## CONTENTS

|                                       |           |
|---------------------------------------|-----------|
| <b>GENERAL INFORMATION</b>            | <b>3</b>  |
| Personnel . . . . .                   | 3         |
| Seating Capacity. . . . .             | 3         |
| History . . . . .                     | 4         |
| Directions. . . . .                   | 4         |
| Emergency Numbers . . . . .           | 4         |
| Production Room. . . . .              | 5         |
| Green Room . . . . .                  | 5         |
| Dressing Rooms. . . . .               | 5         |
| Stage Manager's Console. . . . .      | 5         |
| Rehearsal Rooms. . . . .              | 5         |
| Stage Crew. . . . .                   | 5         |
| Accessibility. . . . .                | 5         |
| Ticket Office . . . . .               | 5         |
| Policies. . . . .                     | 5         |
| Load - In Area . . . . .              | 6         |
| <b>CARPENTRY</b>                      | <b>7</b>  |
| Stage Dimensions. . . . .             | 7         |
| House Goods (Draperies). . . . .      | 7         |
| Line Set Data. . . . .                | 7 & 8     |
| Support Areas . . . . .               | 8         |
| <b>LIGHTING</b>                       | <b>9</b>  |
| Power. . . . .                        | 9         |
| Dimmers. . . . .                      | 9         |
| Control Board. . . . .                | 9         |
| Houselights. . . . .                  | 9         |
| Circuits. . . . .                     | 9         |
| Front of House Transfer. . . . .      | 9         |
| Control Transfer. . . . .             | 9         |
| Front of House Positions. . . . .     | 9         |
| House Plot. . . . .                   | 9         |
| Equipment Inventory. . . . .          | 9 & 10    |
| Special Equipment Inventory . . . . . | 10        |
| <b>AUDIO</b>                          | <b>11</b> |
| Power. . . . .                        | 11        |
| Wiring. . . . .                       | 11        |
| Control Locations. . . . .            | 11        |
| Hearing Assist System. . . . .        | 11        |
| Monitor / Paging System . . . . .     | 11        |
| Production Communications. . . . .    | 12        |
| Equipment Inventory. . . . .          | 12 & 13   |
| <b>VIDEO-Projectors</b>               | <b>14</b> |
| Equipment Inventory. . . . .          | 14        |
| <b>VIDEO-Streaming</b>                | <b>15</b> |
| Equipment Inventory. . . . .          | 15        |
| <b>PROPERTIES</b>                     | <b>16</b> |
| Ensemble Support. . . . .             | 16        |
| Pianos . . . . .                      | 16        |
| Dance Floor. . . . .                  | 16        |
| Miscellaneous. . . . .                | 16        |

## GENERAL INFORMATION

### Address

Charles W. Eisemann Center  
 Administrative Office  
 2351 Performance Dr.  
 Richardson, TX 75082

### Phone & Fax

Administration Phone . . . . . 972.744.4600  
 Administration Fax. . . . . 972.744.5823  
 Ticket Office Phone. . . . . 972.744.4650  
 Ticket Office Fax. . . . . 972.744.5830

### **Personnel**

Executive Director – Ally Haynes-Hamblen  
 ally.haynes-hamblen@cor.gov – 972.744.4603

Community Engagement Manager – Philip B. Nelson  
 philip.nelson@cor.gov – 972.744.4617

Technical and Operations Manager – Virgil Justice  
 virgil.justice@cor.gov – 972.744.4608

Event Services Manager – Jonnathan Clark  
 jonnathan.clark@cor.gov – 972.744.4618

Asst. Technical Manager – David Gibson  
 david.gibson@cor.gov – 972.744.4625

Event Services Manager – Sarah Hendricks  
 sarah.hendricks@cor.gov – 972.744.4610

Technical Theater Spec.- Lighting – Christina Carter-Mallory  
 christina.carter-mallory@cor.gov – 972.744.4627

Event Services Manager – Jordan Moore  
 jordan.moore@cor.gov – 972.744.4614

Technical Theater Specialist - Audio – Del Cook  
 del.cook@cor.gov – 972.744.4624

Marketing and Development Manager – Sarah Wagner  
 sarah.wagner@cor.gov – 972.744.4612

Technical Theater Spec. - Video & Media – Olivia Guerrero  
 olivia.guerrero@cor.gov – 972.744.4629

Marketing Coordinator – Alexis Moorer  
 alexis.moorer@cor.gov – 972.744.4613

Technical Theater Specialist - Production – Andrea Biggins  
 andrea.biggins@cor.gov – 972.744.4626

House Manager – Pam Polsky  
 pamela.polsky@cor.gov – 972.744.4616

Technical Theater Specialist - Production – Violet Painter  
 violet.painter@cor.gov – 972.744.4630

Assistant House Manager – Madeline Jones  
 madeline.jones@cor.gov – 972.744.4615

Patron Services Manager – Gary Garcia  
 gary.garcia@cor.gov – 972.744.4655

Assistant House Manager – Adrien Herrick  
 Adrien.herrick@cor.gov – 972.744.4620

Patron Services Asst. Manager – Audrey Greaves  
 audrey.greaves@cor.gov – 972.744.4656

### **Seating Capacity**

|  |             |
|--|-------------|
| Orchestra Floor (Rows A-K) . . . . .     | 420         |
| Orchestra Tier (Rows L-Y) . . . . .      | 650         |
| <b>TOTAL ORCHESTRA LEVEL..</b> . . . . . | <b>1070</b> |
| Mezzanine (Rows DD-LL) . . . . .         | 405         |
| Mezzanine Loge Boxes (A-J). . . . .      | .88         |
| <b>TOTAL MEZZANINE LEVEL</b> . . . . .   | <b>493</b>  |
| <b>MAXIMUM CAPACITY.</b> . . . . .       | <b>1563</b> |

Note: Consult with Eisemann Center Events Manager and Operations Manager for labor and cost estimate to install Orchestra Pit Seats. An additional 45 seats are available which would bring the total number of seats to 1608.

## History

The Charles W. Eisemann Center for Performing Arts and Corporate Presentations, which opened in September 2002, is located within Richardson's Galatyn Park Urban Center. The city-owned venue features three spaces: a 1,608-seat performance hall, a 415-seat adaptable theater and a 3150-square-foot meeting and banquet hall. Conveniently located in the Galatyn Park Urban Center of Richardson's Telecom Corridor area, the Charles W. Eisemann Center for Performing Arts and Corporate Presentations is an important component of the cultural and corporate landscapes of the Metroplex while serving the entire North Texas region. A City of Richardson facility, the Eisemann Center is here to serve the performing arts and special events needs of both the cultural and business client.

## Directions

Southbound on U.S. 75 Expressway, take the Campbell Road/Galatyn Parkway exit. (#26)  
Turn left onto overpass that becomes Galatyn Parkway, then left on Performance Drive.

Northbound on U.S. 75 Expressway, take the Renner Road/Galatyn Parkway exit. (#27A)  
Turn right onto Galatyn Parkway, then left on Performance Drive.

Dallas Area Rapid Transit (DART) light-rail service on Red and Orange lines, Galatyn Park Station.  
(Orange line availability subject to day and time)

\*See Attachments for Map

## Emergency Numbers

Within the Eisemann Center - Dial 911 or 9+911 for ALL Emergency Services.

City of Richardson Police Department  
Main Police Station  
200 N. Greenville Ave.  
Richardson, TX 75081  
972.744.4800

City of Richardson Fire Department  
Central Fire Station  
300 N. Greenville Ave.  
Richardson, TX 75081  
972.744.5700  
Fire Marshal : 972.744.5750

Richardson Methodist Regional Medical Center  
2831 E. President George Bush Hwy.  
Richardson, TX 75082  
469.204.1000

### **Production Room**

There is no dedicated Production room. Consult with Eisemann Center staff prior to arrival to determine best location for production room needs. The Performers Assembly Room (referred to as the PAR) is generally used for this purpose.

### **Green Room**

Wardrup Green Room is normally assigned to the Hill Performance Hall. Access is by means of backstage elevator or staircases down one (1) floor at Basement Level.

### **Dressing Rooms**

Commonly, dressing rooms A, B, C, D, Star 1, and Star 2 are assigned to the Hill Performance Hall. Dressing rooms are heated, cooled and equipped with lighted mirrors, electrical outlets at each station, chairs, shower, restroom, lockers and audio/video monitors. Dressing rooms Star 1 and Star 2 are located on stage level and accessed from Stage Left through the Fly Rail. (This seems impossible, but the rail has four (4) double purchase linesets to accommodate the doorway...)

### **Stage Manager's Console**

Stage Right. Video monitor, One-way paging System, wired partyline intercom (Clear-com©)

### **Rehearsal Rooms**

No rehearsal rooms. A performer's assembly room is available. \* Note: All ancillary rooms are assigned on client move in. Please check with the Eisemann Center to confirm room assignments.

### **Stage Crew**

The Eisemann Center has a contract with Show Masters Production and Logistics to provide stage labor. House Technician is on duty any time client is on the premises. House Technician oversees all activities relating to client and crew. House Technician is point of contact and authority for all issues involving stagehands, backstage areas, and use of Eisemann Center equipment. Any other labor will coordinate their services with our contractor.

### **Accessibility**

All rooms and entrances are ADA accessible. There is no direct access to the audience chamber from the stage.

### **Ticket Office**

The ticket office is open Monday through Saturday, 10:00AM - 6:00PM and two (2) hours before ticketed performances. Access to the ticket office is through the main entrance on Performance Court. The entrance is on the South side of the building and faces the adjacent apartment building.

### **Policies**

All alcohol must be provided by concessionaire. No outside alcohol can be brought in.

Please note: The Eisemann Center has emergency/safety lighting throughout the venue. This lighting is not able to be turned off under any circumstances, no matter how dark a client wants the venue. Our primary concern is for the safety of all persons in the building.

The Eisemann Center recognizes the importance of dramatic results gained using effects in theatrical productions. Upon request any safety Policies and Procedures for the following can be obtained from the Technical & Operations Manager. Contact phone number and email are on the GENERAL INFORMATION page

Smoking      Aerial Acrobatics      Prop Firearms  
Pyrotechnics      Flame Effects Artistry      Atmospheric

## LOAD-IN AREA

Loading is available in either of the Eisemann Center's docks.

The Loading Docks are located on the Northeast side of the building off of Performance Drive, just South of the Public Parking Garage.

Shore power is available on a first come, first served basis. There are two disconnects on the West side of Performance Drive. Each disconnect has the following connections: NEMA TT-30R, a 14-50R and a two outlet 5-20R GFCI. An additional disconnect may be available at the South end of Performance Drive where a 100amp panel is available. No receptacles are present and only bare tails are allowed. Availability of shore power may be limited if the Eisemann Center's Broadcast system is in use.

The West side of Performance Drive is designated as a temporary loading zone area. A temporary permit may be obtained from the House Technician on duty. This space is to be used for loading/unloading ONLY! Parking is available in the Public Parking Garage. Parking tickets for crew and performers may be validated by the House Technician or the Event Services Manager may provide parking vouchers. Rates for parking are posted at the entrance to the garage. Lost parking tickets or tickets without validation will be charged full rate.

All large tractor/trailer trucks will extend past the loading doors and may partially block part of the driveway. If approval has been granted for extended parking, drivers are required to remove the tractor from the trailer and park on the street.

North dock is sloped to truck height. (5 degree slope, 9% grade)

Built in dock leveler (48" height / 1.23m)

Clearance from dock edge to back wall is only 12' (3.66m), therefore, some trusses and other scenery may not be able to unload while in this dock.

100w Sodium/Mercury adjustable truck light is available.

North dock can accommodate trailers up to 53' (16.15m)

Distance from dock leveler to exterior door is 44' (13.41m)

The dock door will not close while a trailer is parked inside.

South dock is ramped to floor level.

Approximate height above street level is 18" (.46m) via ramped concrete entry.

100w Sodium/Mercury adjustable truck light is available.

The loading doors onto stage for the Hill Performance Hall measure 11' wide x 17' tall (3.35m x 5.18m)

On street trailer parking is available North of the loading docks next to the Public Garage.

All vehicles left in the docks MUST leave keys in vehicle. Overnight parking is subject to approval from the Operations Manager.

Access to Hill Performance Hall is through direct loading doors on Stage Right.

All staff, performers, and crew are to enter the building using the North Backstage Entrance located on Performance Drive nearest to Performance Court.

## CARPENTRY

### Stage Dimensions:

#### Proscenium:

Adjustable—50' (15.24m) to 70' (21.34m) x 32'h (9.75m)

\*NOTE: House curtain is set at 50' (15.24m)

#### Wing Space:

Stage Left: 12' (3.66m), Stage Right: 18' (5.49m)

Fly Rail located Stage Left, requires 2'6" (.76m) when in operation.

#### Grid:

80' (24.38m) from deck composed of 1" x 3" (2.54cm x 7.62cm) metal grating deck.

#### Orchestra Pit:

Gala Systems Spiralift—49' wide x 11' deep at center ( 14.94m x 3.35m)(forms apron of the stage)

Stage: 0' depth (0m), Pit Seating: 3'6" depth (1.07m), Orchestra: 8' depth (2.44m), Basement: 12'9" depth (3.89m)

#### Stage Height:

3'6" (1.07m) above audience first row

#### Stage Floor:

Black, Sprung Wood Dance Floor Hard Rock maple planking

\*NOTE: Lagging and screwing MUST be approved upon first technical or production meeting. If approved, all holes must be pre-drilled. Upon load-out, all holes must be filled in with approved method. NO EXCEPTIONS! Any tape used on the stage floor must be approved by the Tech Theater Specialist. If use Glow Tape, were put down gaff tape first so the glow tape dose not directly touch the stage floor.

### House Goods (Draperies):

#### Valance Curtain:

One (1) Colonial Brick, 100% Fullness at 80'w x 10'h (24.38m x 3.05m)

#### House Curtain:

One (1) Colonial Brick, 100% Fullness, manual guillotine at 80' w x 36' h (24.38m x 10.97m), 2'2" (.66m) upstage of plaster line.

#### Blackout:

Two (2) Black sections, Black, at 41'6" w x 36' h (12.65m x 10.97m) 2'11" (.89m) upstage of plaster line.

#### Legs:

Four (4) Flat Black at 15' w x 36' h (4.57m x 10.97m)

#### Borders:

Five (5), Flat Black at 80' w x 10'h (24.38m x 3.05m)

#### Full Stage:

MIDSTAGE—Black, 50% Fullness in two (2) travelling sections at 41'6" w x 36' h (12.65m x 10.97m) each

UPSTAGE—Black, 50% Fullness in two (2) travelling sections at 41'6" w x 36' h (12.65m x 10.97m) each

#### Scrim:

One (1) Black Sharkstooth at 80'w x 36'h (24.38m x 10.97m)

#### Cyclorama:

One (1) Natural Seamless at 70'w x 30'h (21.34m x 9.14m), Lineset 43

One (1) White Seamless at 70'w x 30'h (21.34m x 9.14m), Furthest Upstage lineset, Lineset 44

### Line Set Data:

#### Line Sets:

44 Line Sets, "J" track, SINGLE and DOUBLE purchase, 3/4" Multiline II, 3 strand composite

\*NOTE: Line set schedule available upon request

#### Battens:

80' (24.38m) in length with 8 lift lines on 10' (3.05m) centers with no center lift point. Working height is

70' (21.34m)

and Half (22lbs or 9.98kg) bricks.

**Lineset Capacity:**

SINGLE PURCHASE—2100 lbs (952.54kg)

DOUBLE PURCHASE—1850 lbs (839.15kg)

**Available Weight:**

Total: 19,470 lbs. (8831.40kg): Whole (44lbs or 19.96kg)

**Loading Gallery:**

Stage Left with one (1) FLOOR operating gallery, one (1) OVERHEAD operating gallery and two (2) LOADING galleries accessed by upstage left ladder

**Pin Rail:**

Located on the Onstage Rail of the OVERHEAD operating gallery Stage Left

**NOTE:** A current copy of the House lineset schedule can be requested through the Assistant Technical Manager or Tech Theater Specialist - Production. Contact phone number and email are on the GENERAL INFORMATION page. It is advised that a new copy be requested prior to planning an event to help ensure a smooth load-in and load-out.

If you are a repeat client, please do NOT trust that the lineset schedule has remained the same since your last event. A new copy can be emailed .

**Support Areas:****Crossover:**

NO onstage crossover if using full stage.

Hallway runs from USL to USR behind back wall of stage.

**Access:**

No direct access to FOH.

Star Dressing Rooms 1 & 2 located Stage Left

Green Room and Coral Dressing Rooms are accessed by backstage staircase or elevators.

**Quick Change Booth:**

Any quick costume changes involving anything more than accessory changes. Must be done either behind a fully-encased pipe and drape booth or behind a fold screen. The only approved are for this is in the SR wing.

For any other placement they must be approved in the production meeting before the day of your event.

**Storage:**

Available in Loading Dock through Stage Right loading doors

\*NOTE: Consult with Eisemann Center Staff on limitations



## LIGHTING

### **Power:**

3 company switches USL wall: 120/208V; 3 phase, 400A/leg. 4-wire + ground, Posi-lock connector (EO400) or tie in with tails up to 4/0. Tails are not supplied by venue, proper cable gauge shall be used.

5 drop boxes with 2 circuits of 20A 208V power. 1 drop box per house electric.

### **Dimmers:**

384, ETC Sensor, Module D20E 2.4K

### **Control Board:**

ETC Gio in back of house right.

ETC Ion Xe with 1 Eos Motorized Fader Wing (1 x 10) in light booth located at rear of balcony.

### **Houselights:**

Unison Paradigm touch screen onstage right or in booth, can also be run on light board.

### **Circuits:**

384 -2.4K circuits, all circuits are 20A stage pin, 1 on-stage fixed electric raceway, drop boxes from grid stage left and stage right, floor pockets upstage, wall pockets upstage and downstage.

### **Front of House Transfer:**

Not Available.

### **Control Transfer:**

Control is available through DMX assignment. Consult with Tech Theater Specialist - Lighting.

### **Front of House Positions:**

Cove 1—82°, Cove 2—54°, Cove 3—43°, Box Booms

**House Plot:** Contact Tech Theater Specialist - Lighting to receive current house plot and paperwork. \* see General Information page

**NOTE:** House Plot is used due to the number and frequency of events. Any/all house fixtures altered from house plot hang/focus must be restored at the end of the event. NO EXCEPTIONS! Every client is responsible for returning the facility back to its original condition. We do NOT hang, cable, and focus every light for every show.

### **Equipment Inventory:**

#### **Front of House Instruments:**

- 42—ETC Source 4 10°, 750w, stage pin, color cut size—12"
- 12—ETC Source 4 26°, 750w, stage pin, color cut size—6 1/4"
- 5—ETC 15°-30° zooms, 750w, stage pin, color cut size—7 1/2"
- 4—Colortran 8" Fresnels, 1Kw, stage pin, color cut size—10"

#### **Stage Instruments:**

- 8—Martin Viper Profile
- 8—ETC 15°-30° zooms, 750w, stage pin, color cut size—7 1/2"
- 29—ETC Source 4 26°, 750w, stage pin, color cut size—6 1/4"
- 16—ETC Source 4 19°, 750w, stage pin, color cut size—6 1/4"
- 15—ETC Source 4 Parnel, 750w, stage pin, color cut size—7 1/2"
- 15—ETC Source 4 Par, Wide lens, 750w, stage pin, color cut size—7 1/2"
- 15—ETC Source 4 LED Lustr Series 2, 150w, Powercon to stage pin
- 9—ETC ColorSource Cycs, 133w, Powercon to stage pin
- 9—ETC ColorSource Cycs, Ground row, 133w Powercon to stage pin

**NOTE:** There are specials on all electrics that may be used for an event without a need for restore.

### **Hardware:**

- Additional Gel Frames: (31) - 10", (19) - 6 1/4", (60)—7 1/2"
- (25) - 7 1/2" Barn Doors, (10) Donuts, (15) Floor Mounts, (50) Gobo holders, (10) Irises, (10) - 6 1/4" Top Hats, (10) 7 1/2" Top Hats, (25) - WFL S4 Par Lenses, (40) - MFL S4 Par Lenses, (65) - NSP S4 Par Lenses, (80) - VN5P S4 Par Lenses

**Cable:**

Approx. 4000' in various lengths. (5', 10', 25', 50') (1.52m, 3.05m, 7.62m, 15.24m) SEOOW stage pin. 60 two-fers, 30 Male stage pin to Female Edison, 14—Male Edison to Female stage pin

All cable and accessories are shared with multiple venues. Consult with Lighting Technician to determine if you will need to rent additional cable/accessories.

**Special Equipment Inventory:****Followspots:**

2—Robert Juliat Merlin, 2500w HMI, in spot booth located at rear of balcony.

**Smoke & Haze machines:**

2—Unique2.1 hazers in stock. DMX Controlled (two channels), adjustable output amount and fan speed. Fluid is water based, and specific to the hazer model. EC provides 2 liters of fluid per rental agreement; any additional fluid must be purchased from the Eisemann Center. Only specific fluid can be used in these hazers.

3—Froggy's Fog Poseidon Aqua 2— Ultrasonic Low-Flow Foggers, rented as a package.

1—Froggy's Fog Boreas Cube C6— Super Silent Snow Machine, rented as a package.

**NOTE:** Special Equipment Inventory may be in use in other venues. Please check with Eisemann Staff for availability.

## AUDIO

### **Power:**

120/208V, 3 Phase, 200A/Leg, 4 wire + ground Company switch that accepts EO200 Posi-lock cam locks. Switch is located USR on the back wall of the Hill Performance Hall stage. Tails are not supplied by venue, proper cable gauge shall be used.

4—stage power Edison breakout boxes that can be used with stage twist lock wiring. (Twist lock breakouts are supplied by the venue only. No client connections may be used. Circuits are 120V, 20amp (two circuits per breakout box). Twist lock tie in locations are USL and USR on the back wall of the Hill Performance Hall stage, and SL and SR on the proscenium wall. All Edison breakout boxes on same ground as house PA.

### **Wiring:**

The Hill Performance Hall has a 64 input Soundcraft Vi Stage Box located SR with fiber optic MADI connections to a Soundcraft Vi7000 local rack and control surface at FOH mix position. In the normal house configuration, these 64 inputs on SR are used for all audio connections needing to be mixed into the house PA and stage monitor systems. Vi Stagebox inputs 1-16, 17-32, and 33-48 are on Whirlwind W2 connections to 16 channel XLR stage boxes. These 16 channel snakes are each fifty feet long. The venue has two 16 channel fifty foot extensions allowing for 32 inputs to reach one hundred feet from the Vi Stagebox on SR.

The normal house configuration has wireless channels 1-12 patched in Vi Stagebox inputs 49-60. Those inputs can be changed within the routing of the Vi7000 console to show up on any console channel desired.

There are three stage wall pockets. SR and SL on the proscenium wall and USL on the back wall of the stage.

All stage pockets have four monitor outputs that can be patched to any of the eight available aux sends from the FOH.

(maximum number of two monitor cabinets per mix) Each stage pocket contains two XLR terminated (with both Female and Male gender) tie lines that can be used to route signals around the stage or to FOH.

Four additional XLR inputs are available on the Vi Stagebox. Patched to inputs 61-64 on the console, these inputs are labeled SB 1, 2, 3, and 4.

### **Control Locations:**

See additional diagram available from Audio Technician for location. Size—12'w x 8'd

Front edge of mix position is located just under the balcony edge.

2—6" conduits run to backstage. The conduits terminate in the orchestra pit SR and junction box to DSR on the proscenium wall. 125' necessary to make it from FOH to DSR when using the conduits. We also allow runs in the house as long as it can be put in cable trays by the Aisle 4 doors (we have cable trays), and can be taped at the discretion of the House Manager. When opting to run through the house it requires at least 125'.

### **Hearing Assist System:**

Listen Technologies FM System—72 MHz, listening devices can be obtained from House Management/Ticket Office and will require a photo ID as deposit. Fifty-eight (58) devices are available, shared between all venues.

Descriptive services are available.

### **Monitor / Paging System:**

#### **Monitor:**

Dressing Room assignable to any of the Eisemann Center's 8 client assigned dressing rooms/ 2 green rooms/ or Performer's Assembly Room. Fed from a mixed signal of L+R off of the FOH console and 2 room microphones hanging above proscenium. All rooms have volume control in the room. Rooms are assigned by the Event Service Managers and not all rooms are available to a single client. Each room has "default" room assignments.

#### **Paging:**

Push-to-talk QSC Q-Sys microphone located DSR at the stage manager console. Assignable page to any of the Eisemann Center's client assigned dressing rooms/ green rooms or Performer's Assembly Room. Paging to the room that will override the program volume in the room.

### **Production Communications:**

12 locations, 2 channel Clear-Com wired headset system.

Clear-com brand and Clear-Com compatible belt packs and headsets.

Locations: Lighting FOH, Light Booth, Patchbay room, Spot 1, Spot 2, Audio FOH, DSL, DSR, USL, Flyrail, Orchestra Pit SL, Orchestra Pit SR, Center of House Row K

### **Equipment Inventory:**

#### **FOH:**

1—Soundcraft Vi7000 digital mixing console with house configuration: Left, Right main outs, Front fills or Pit fills (dependent upon house seating configuration) fed from the console. 8 Auxiliary outputs for monitor fold-back to stage. 16 VCAs on board. 8 Lexicon FX engines. Talkback and headphone monitor controls. 64 inputs at stage box DSR, 3 microphone inputs and 5 lines inputs at FOH. 128 control channels.

1—Mac Mini with Qlab 4 with Dante connection to console.

2—Pitch adjustable Denon professional CD players. (available upon request)

1—Fostex CR500 CD recorder (available upon request)

12—Shure ULX-D wireless channels (12 bodypacks, 12 SM58 handhelds, bodypacks and handhelds are interchangeable in any combination up to 12 receiver channels) Receivers are located DSR with diversity antenna setup at FOH and on stage. Software monitoring of wireless receivers available at FOH. House frequency plot available upon request.

All signals routed through Meyer Galileo for PA processing and QSC Q-Sys for building distribution. Additionally, Meyer cabinets can be monitored via RMS from FOH.

#### **Fixed Speakers:**

Meyer powered M'elodie stereo line array system that provides complete seating coverage. The system can perform at 102db average, capable of peaks up to 114dB. Over balcony fills consist of three (3) Meyer M2D cabinets on each side (cabinets located in catwalk above proscenium). The line array suspended between the catwalk and the proscenium consists of eight (8) M'elodie cabinets. 700HP Ultrahigh-Power Subwoofers (Stereo, Summed L+R, or Aux 12 controllable) are ground stacked at SL & SR in front of the proscenium wall, 2 subs on each side. Seating directly in front of the stage can be covered by the Front Rail Fills which are Renkus-Heinz 2-way (powered by QSC CX series power amps) or by Meyer MID cabinets set along the front of the stage or along the pit edge if the pit is in use.

#### **Portable Speakers:**

Monitors are folded back from FOH - special arrangements required to operate monitors from stage with advanced notice and additional equipment/time/personnel costs.

10—Tannoy T12 12" w/concentric horn powered by QSC CX series power amps

10—JBL SRX812 12" active stage wedge cabinets

2 Mackie SRM 150 (hotspots)

2—JBL powered EON

#### **Microphones:**

Assortment of AKG C1000S, AKG 535, AKG C547, Shure Beta 52, Shure Beta 98, Shure SM57, Shure SM58, Shure SM81, Sennheiser e602, Sennheiser e906, Sennheiser MD421, Neumann KM184, Shure SM81, AKG 414, Countryman Isomax II—H, Horizon Passive DI, Radial AV2 Pro DI.

An assortment of Atlas round base short, round base tall, tripod, and booms are available.

Check with Eisemann staff for details.

**Cable:**

Assortment of XLR cable in 25', 50' and 100' lengths. (7.62m, 15.24m, 30.48m)

Assortment of Speakon 12 gauge cable in 25', 50' and 100' lengths. (7.62m, 15.24m, 30.48m)

Assortment of 8 channel XLR fan tail snakes 25' length. (7.62m)

Assortment of 16 channel multi-pin snakes 50' length. (15.24m)

Check with Eisemann Center staff for details

**Dante:**

We have 4i/4o at FOH Lighting desk, 2o at the standard video position at FOH, 2i/2o at the audio console, and Dante ethernet patch points at the stage manager rack SR, Lighting Desk FOH and Audio FOH.

## VIDEO - Projectors

### Equipment Inventory:

- 2—Da-lite Fast-Fold 9' x 16' Frames with rear screen material
- 2— Panasonic .PT-MZ16KLBU Laser 3LCD - 16000 lumens, .55—0.69 Short Throw Lens
- 1— Panasonic ET-EMW700 lens 2.10 - 4.14:1 zoom lens for PT-MZ16KLBU Laser 3LCD - 16000 lumens
- 1— Pam Panasonic ET-EMW700 lens .95 - 1.35:1 zoom lens for PT-MZ16KLBU Laser 3LCD - 16000 lumens
- 2—Optoma WU515T, 1-chip DLP WUXGA projector. 6000 Lumens and 1.26:1 – 2.16:1 Lens
- 4—Da-Lite projector stands: Model 425, 17" x 25" with adjustable legs 32" to 56"
- 2—Da-Lite Floor Model C 9' x 12' front projection screen
- 1—Kramer VM-212DT - 2x1:2 UHD HDMI and HDBaseT Distribution Amplifier/Switcher

\*NOTE: Please check with Eisemann staff for availability on all video needs.

Video connections to the Eiki and Optoma projectors over 6ft (2m) are HDMI via HDBaseT, 3G/HD SDI, or VGA.

The Eisemann Center is pre-wired with an infrastructure that allows routing of various video and audio signals throughout the entire building. More information is available in the Broadcast System Interconnect Packet available upon request.

All connections are home runs to the Carol and Arthur Wilson Broadcast Center where interconnect patches can be made to connect multiple panels throughout the building.

## VIDEO – Streaming

### **Equipment Inventory:**

- 2–Panasonic AW-UE150 4k PTZ Cameras
- 1–Panasonic AW-HE42 1080p PTZ Camera
- 1–Panasonic AW-HE42 1080p PTZ Camera on tripod
- 2–Panasonic AG-CX350 Handheld Cameras
- 1–Panasonic AW-RP150G Camera Controller
- 1–Blackmagic ATEM Television Studio Pro 4k Switcher
- 1–Blackmagic SmartScope Duo 4k
- 1–Blackmagic SmartView 4k
- 1–AJA HELO Streaming Box

### **Cable:**

Assortment of SDI cable in 25', 50' and 100' lengths. (7.62m, 15.24m, 30.48m)

Assortment of ethernet cable in 5' 10' 15' 25', 50' and 100' lengths. (7.62m, 15.24m, 30.48m)

\*NOTE: Please check with Eisemann staff for availability on all video needs.

Video connections to the streaming AJA HELO Box are SDI only.

There will be an L/R audio feed available for recording purposes.

The Eisemann Center is pre-wired with an infrastructure that allows routing of various video and audio signals throughout the entire building.

All connections are home runs to the Streaming Booth.

## PROPERTIES

### Ensemble Support:

#### Orchestra Shell:

Wenger Diva Custom—10 sections adaptable to 1/3rd , 2/3rd, and Full configuration.

#### Platforms:

Twenty-six (26) (4' x 8') Wenger StageTEK Decks  
Two (2) (4' x 6') Wenger StageTEK Decks  
Two (2) (4' x 4') Wenger StageTEK Decks  
Adjustable heights in 8" increments from 8" - 32" and stackable  
Two (2) 3' x 2' stair units that attach to 24" platforms  
Four (4) handrails and complement of chair rails

#### Drum Riser:

Two (2) sets of 16" StageTEK legs on a (4' x 8') Wenger StageTEK Decks

#### Choral Risers:

Six (6) Basic three step configuration risers AND additional fourth step AND railing  
Two (2) reverse three step configuration risers AND additional fourth step AND railing

#### Chairs:

Eighty (80) Wenger Symphony  
Ten (10) Wenger Symphony Cellists  
Ten (10) Wenger Stools

#### Stands:

One Hundred Seven (107) Wenger RoughNeck

#### Stand Lights:

Thirty-five (35) lamps, 40watts

#### Conductor's Podium:

One (1) large base Wenger Podium and one (1) removable top step and rail

### Pianos:

One (1) Steinway© Model D (9' / 2.74m) tuned to A440  
One (1) Yamaha© C3 (6.5' / 1.98m) tuned to A440  
One (1) Yamaha© U5 Performance Upright tuned to A440

\*NOTE—Check for availability on ALL Pianos

\*\*NOTE—All pianos are maintained and tuned exclusively through Steinway Hall—Dallas

### Dance Floor:

Eight (8) cuts of Rosco Black/Gray—measurements: 5'3" wide x 58' long x .05" thick (1.6m wide x 17.68m long x .127cm thick)

### Miscellaneous:

#### Ballet Barres:

Four (4) portable Barres adjustable from 28" to 42" (71.12cm to 1.06m)

#### Lectern:

One (1) non-adjustable wood veneer lectern with light and clock/timer  
Veneer matches walls of audience chamber

#### Stairs:

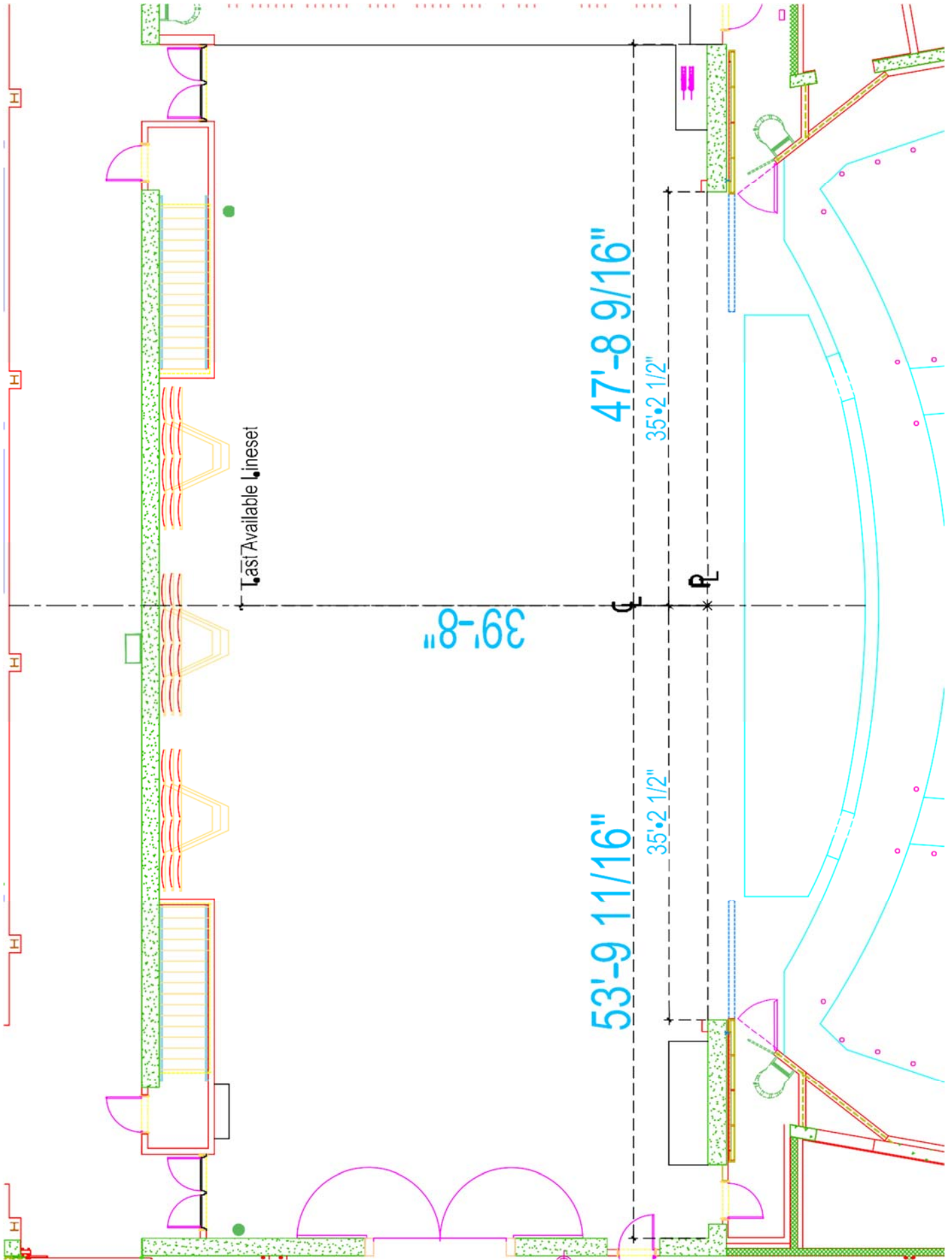
Two (2) painted wooden stair sets with removable handrails for access to audience

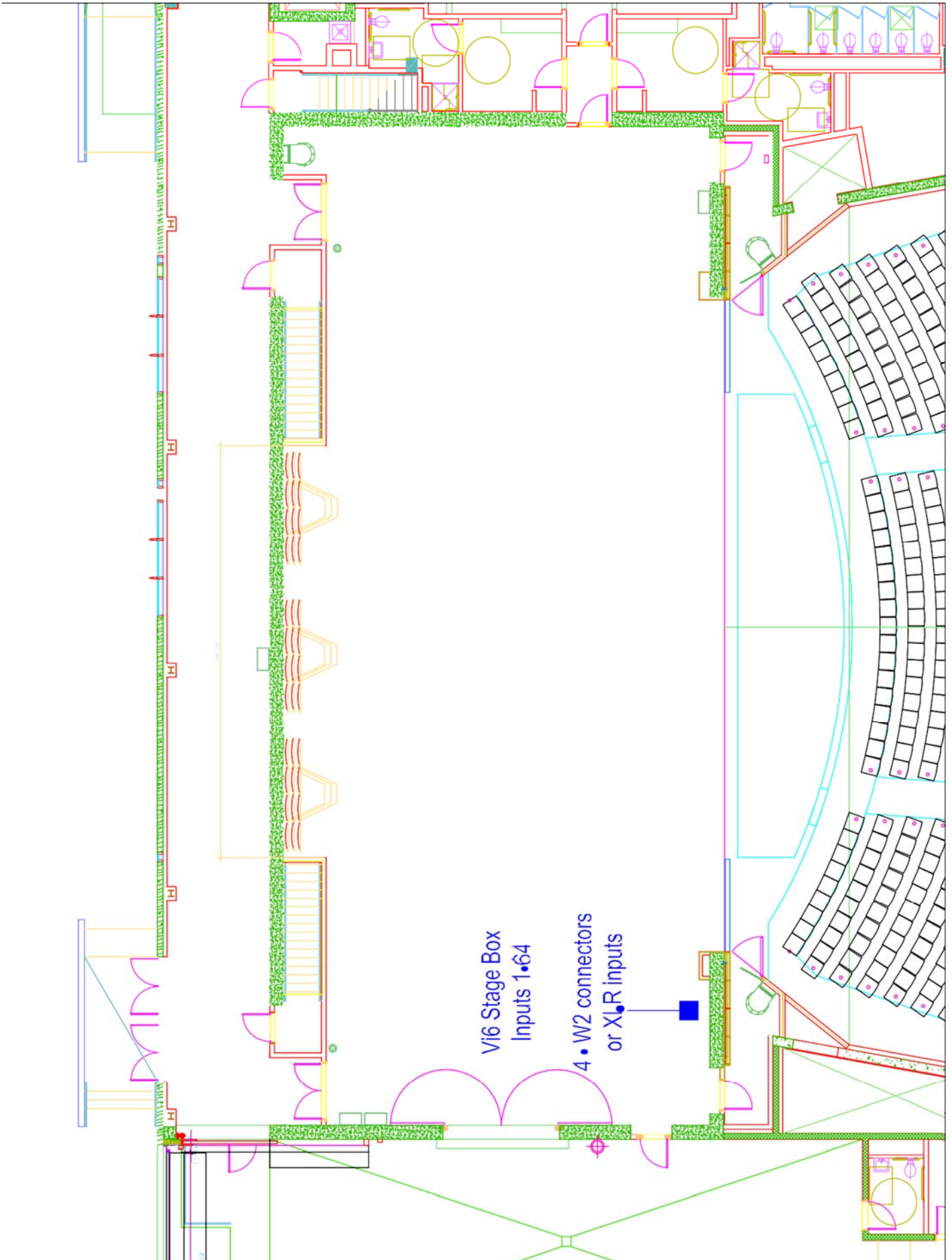
#### Pipe/Drape:

Twelve (12) bases with 8' (2.44m) pipes/uprights and 14 (6) 6' (1.83m) crossbars, 144' (43.89m) of drape in 8' x 6' sections (2.44m x 1.83m)

**Note:** Properties may be in use in other venues. Please check with Eisemann Staff for availability.







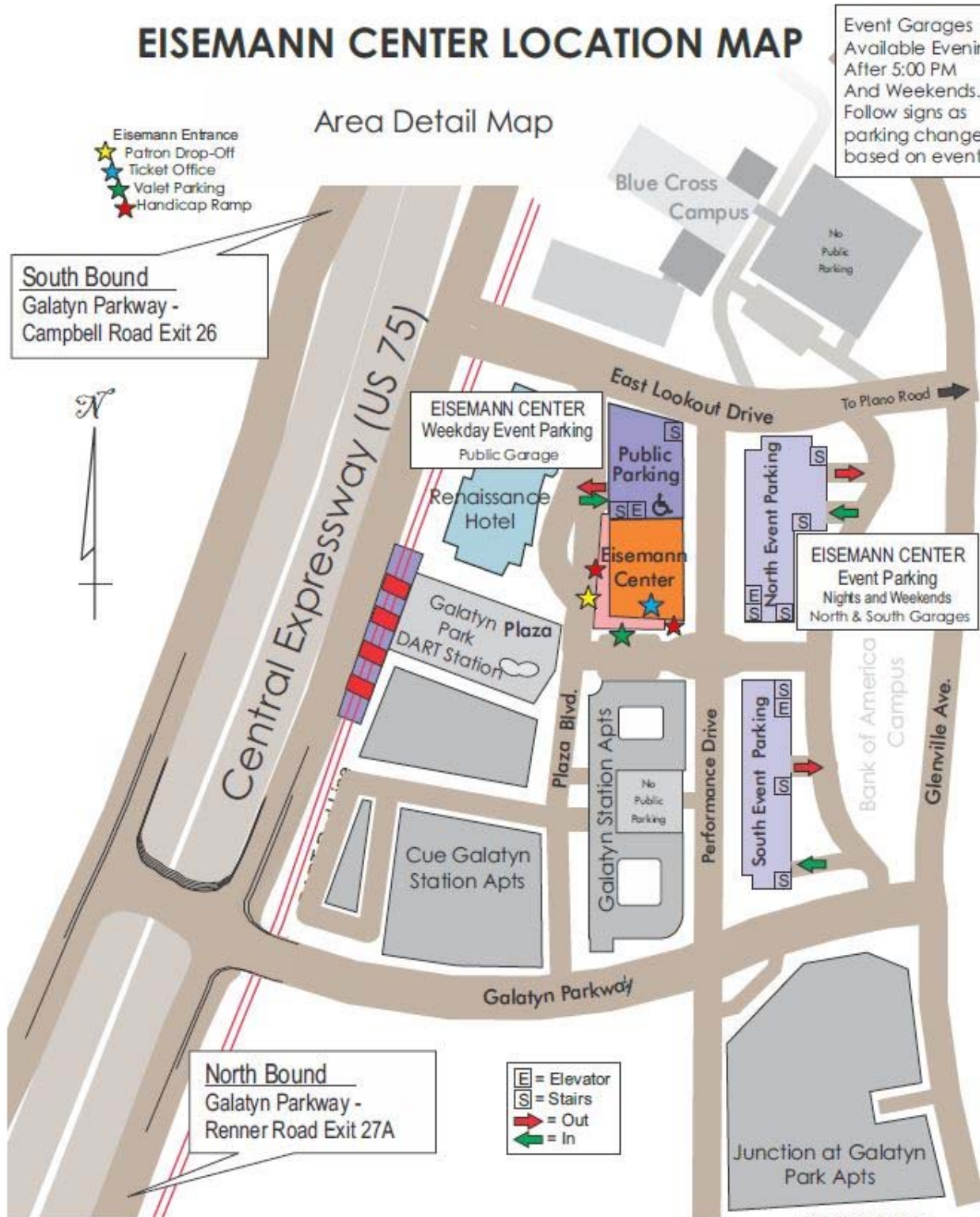
# EISEMANN CENTER LOCATION MAP

Event Garages  
Available Evenings  
After 5:00 PM  
And Weekends.  
Follow signs as  
parking changes  
based on events.





## Area Detail Map

-  Eisemann Entrance
-  Patron Drop-Off
-  Ticket Office
-  Valet Parking
-  Handicap Ramp

**South Bound**  
Galatyn Parkway -  
Campbell Road Exit 26



**North Bound**  
Galatyn Parkway -  
Renner Road Exit 27A

-  = Elevator
-  = Stairs
-  = Out
-  = In

Justice Rev.06.03.23

# EISEMANN CENTER LOCATION MAP

## Directions

**South bound** on US 75 Expressway, take the Campbell Rd/ Galatyn Parkway exit 26. Turn left onto overpass that becomes Galatyn Parkway, then left on Performance Drive.

**North bound** on US 75 Expressway, take the Renner Rd/ Galatyn Parkway exit 27A. Turn right onto Galatyn Parkway, then left on Performance Drive.

Dallas Area Rapid Transit

 DART Station

[www.dart.org](http://www.dart.org)

